

SCIN | COLUMBIA INDIA SMALL CAP ETF

Target Indian Small Cap Companies

Fastest growing emerging and developed market country

India is forecasted to be the fastest growing emerging market over the next five years (International Monetary Fund, January 2016).

India leads the world in consumer confidence

India was the top ranked country in Nielsen's Global Consumer Trend Tracker for the eighth consecutive quarter (Nielsen, June 2016).

Dedicated exposure to Indian small cap companies

This fund provides exposure to companies in the small cap segment, including firms in the banking, construction & engineering, pharmaceuticals, software, and machinery sectors.

Fund Objective

Seeks investment results that correspond (before fees and expenses) to the price and yield performance of the Indxx India Small Cap Index.

Index Description

The Indxx India Small Cap Index is a maximum 75-stock free-float adjusted market capitalization weighted index designed to measure the market performance of companies in the small cap segment in India. The index consists of securities listed on the primary stock exchange of India.

Fund Facts

ETF Ticker (NYSE): **SCIN**

Bloomberg Index Ticker: **ISCINT**

Fund inception: **07/07/2010**

Number of holdings: **71**

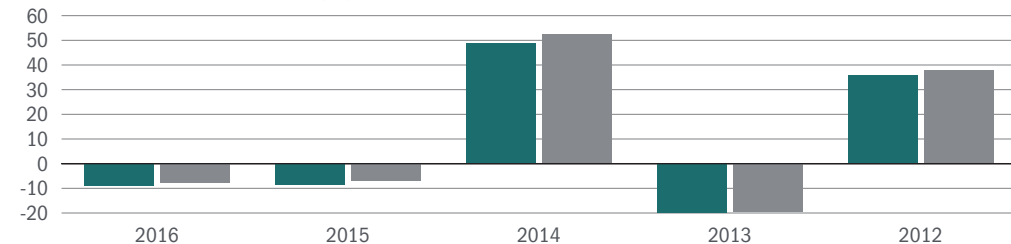
Expense ratio (% gross): **0.86**

Expense ratio (% net): **0.86**

Average Annual Total Returns (%)

	3-Month (cum.)	YTD (cum.)	1-Year	3-Year	5-Year	Since Inception
Total Returns (Net Asset Value)	0.83	36.60	19.29	7.50	6.88	0.41
Total Returns (Market Price)	1.14	38.82	20.03	7.88	7.17	0.49
Indxx India Small Cap TR Index	0.05	37.77	20.64	8.93	8.34	1.75

Calendar-Year Total Returns (%)

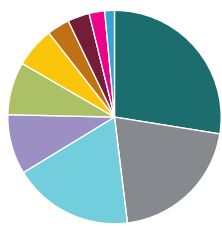


Calendar-Year Total Returns (%)	2016	2015	2014	2013	2012
Total Returns (Net Asset Value)	-8.95	-8.53	48.99	-19.93	35.98
Indxx India Small Cap TR Index	-7.90	-7.06	52.44	-19.47	37.88

Performance data quoted represents past performance. Past performance does not guarantee future results. Investment return and principal value of an investment will fluctuate so that an investor's shares, when sold or redeemed, may be worth more or less than the original cost. Current performance data may be higher or lower than actual data quoted. For the most current month-end performance data please call 888.800.4347.

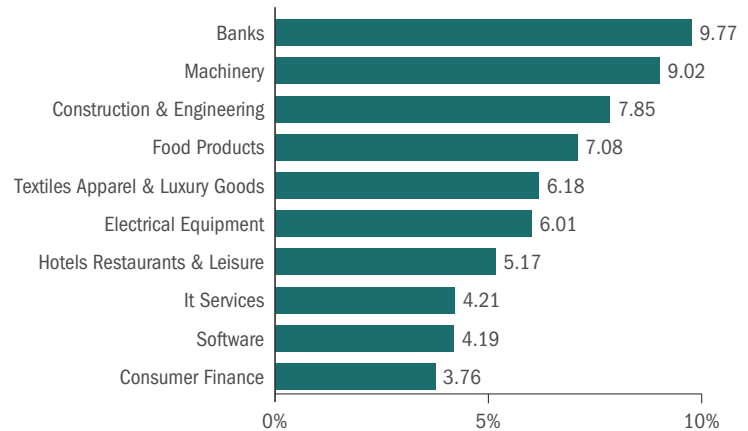
Market price returns are based on the midpoint of the bid/ask spread at 4 pm Eastern time and do not represent the returns an investor would receive if shares were traded at other times. Shares may trade at a premium or discount to the NAV. Returns over one year are annualized. *ETF shares are bought and sold at market price (not NAV) and are not individually redeemed from the fund. Investors buy and sell shares on a secondary market. Only market or "authorized participants" may trade directly with the Fund(s), typically in blocks of 50,000 shares.*

Sector Breakdown (%)



Industrials	27.2
Consumer Discretionary	20.3
Financials	18.0
Information Technology	9.0
Consumer Staples	7.9
Materials	6.0
Real Estate	3.4
Health Care	3.3
Utilities	2.3
Energy	1.5

Top Industries (%)



Top holdings

	(%)
Tata Global Beverages Ltd	4.8
Escorts Ltd	4.1
Karur Vysya Bank Ltd	4.0
Suzlon Energy Ltd	3.0
Jubilant Foodworks Ltd	2.7
Indiabulls Real Estate Ltd	2.5
Manappuram Finance Ltd	2.4
Bata India Ltd	2.3
Mindtree Ltd	2.3
GMR Infrastructure	2.2

Top holdings are as of the date given, are subject to change at any time and are not recommendations to buy or sell any security.

Key statistics

Market Cap (weighted average, \$b)	0.99
Market Cap (weighted median, \$b)	1.00
Total Constituent Daily Traded Value (\$b)	0.71
P/E ratio (weighted average, trailing)	17.48
Price/book ratio (weighted average)	1.51
Index Dividend Yield (%)	0.84

To find out more, call **888.800.4347**
or visit columbiathreadneedleetf.com



Important Risks: Emerging market investments involve risk of capital loss from unfavorable fluctuation in currency values, from differences in generally accepted accounting principles, from economic or political instability in other nations or increased volatility and lower trading volume. This Fund will concentrate its investments in issuers of one or more particular industries to the same extent that its Underlying Index is so concentrated and to the extent permitted by applicable regulatory guidance. Concentration risk results from maintaining exposure to issuers conducting business in a specific industry. Small-cap and mid-cap companies generally will have greater volatility in price than the stocks of large companies due to limited product lines or resources or a dependency upon a particular market niche. Although the Fund's shares are listed on the Exchange, there can be no assurance that an active, liquid or otherwise orderly trading market for shares will be established or maintained. One cannot invest directly in an Index.

Indxx Inc. does not guarantee the accuracy and/or the completeness of the Underlying Indices or any data included therein and Indxx Inc. shall have no liability for any errors, omissions, or interruptions therein. Indxx Inc. makes no warranty, express or implied, as to results to be obtained by CMIA, shareholders of the Fund, or any other person or entity from the use of the Underlying Indices or any data included therein. Indxx Inc. makes no express or implied warranties, and expressly disclaims all warranties of merchantability or fitness for a particular purpose or use with respect to the Underlying Indices or any data included therein. Without limiting any of the foregoing, in no event shall Indxx Inc. have any liability for any lost profits or indirect, punitive, special or consequential damages or losses, even if notified of the possibility thereof. There are no third party beneficiaries of any agreements or arrangements between Indxx Inc. and CMIA. Shares of the Fund are bought and sold at market price (not NAV) and are not individually redeemed from the Fund. Brokerage commissions will reduce returns. One cannot invest directly in an index.

"Indxx" is a service mark of Indxx Inc. and have been licensed for use for certain purposes by Columbia Management Investment Advisers, LLC (CMIA). The Fund is not sponsored, endorsed, sold or promoted by Indxx. Indxx, Inc. makes no representation or warranty, express or implied, to the owners of the Fund or any member of the public regarding the advisability of investing in securities generally or in the Fund particularly. Indxx Inc's only relationship to CMIA is the licensing of certain trademarks, trade names and service marks of Indxx and of the Underlying Indices, which are determined, composed and calculated by Indxx Inc. without regard to CMIA or the Fund. Indxx has no obligation to take the needs of CMIA or the shareholders of the Fund into consideration in determining, composing or calculating the Underlying Indices. Indxx Inc. is not responsible for and has not participated in the determination of the timing, amount or pricing of the Fund shares to be issued or in the determination or calculation of the equation by which the Fund shares are to be converted into cash. Indxx Inc. has no obligation or liability in connection with the administration, marketing or trading of the Fund. One cannot invest directly in an index.

Dividend Yield is a financial ratio that shows how much a company pays out in dividends each year relative to its share price. **Market Capitalization** is the total dollar value of all outstanding shares, calculated by multiplying shares times current market price. **Price/Book Ratio** is a stock's price divided by its book value, and may help determine if it is valued fairly. **P/E Ratio (Trailing)** is a stock's price divided by after-tax earnings over a trailing 12-month period, which serves as an indicator of value based on earnings. **Total Constituent Daily Traded Value** is the sum of the six-month average daily traded value (in USD) of a fund's individual holdings.

Effective September 1, 2016, Emerging Global Advisors, LLC was acquired by Columbia Management Investment Advisers, LLC (CMIA). In connection with the acquisition, CMIA is the investment manager to EGShares Funds as of that date. On October, 19, 2016 the EGShares Funds were renamed as Columbia Funds. The Funds are distributed by **ALPS Distributors, Inc.**, which is not affiliated with CMIA. Columbia Threadneedle Investments is the global brand name of the Columbia and Threadneedle group of companies.

© Copyright 2017 Columbia Management Investment Advisers, LLC. All rights reserved.

Carefully consider the fund's investment objectives, risk factors and charges and expenses before investing. This and other information can be found in the fund's prospectus, which may be obtained by calling 888.800.4347, or by visiting the fund's website www.columbiathreadneedleetf.com to view or download a prospectus. Read the prospectus carefully before investing. Investing involves risk, including possible loss of principal.